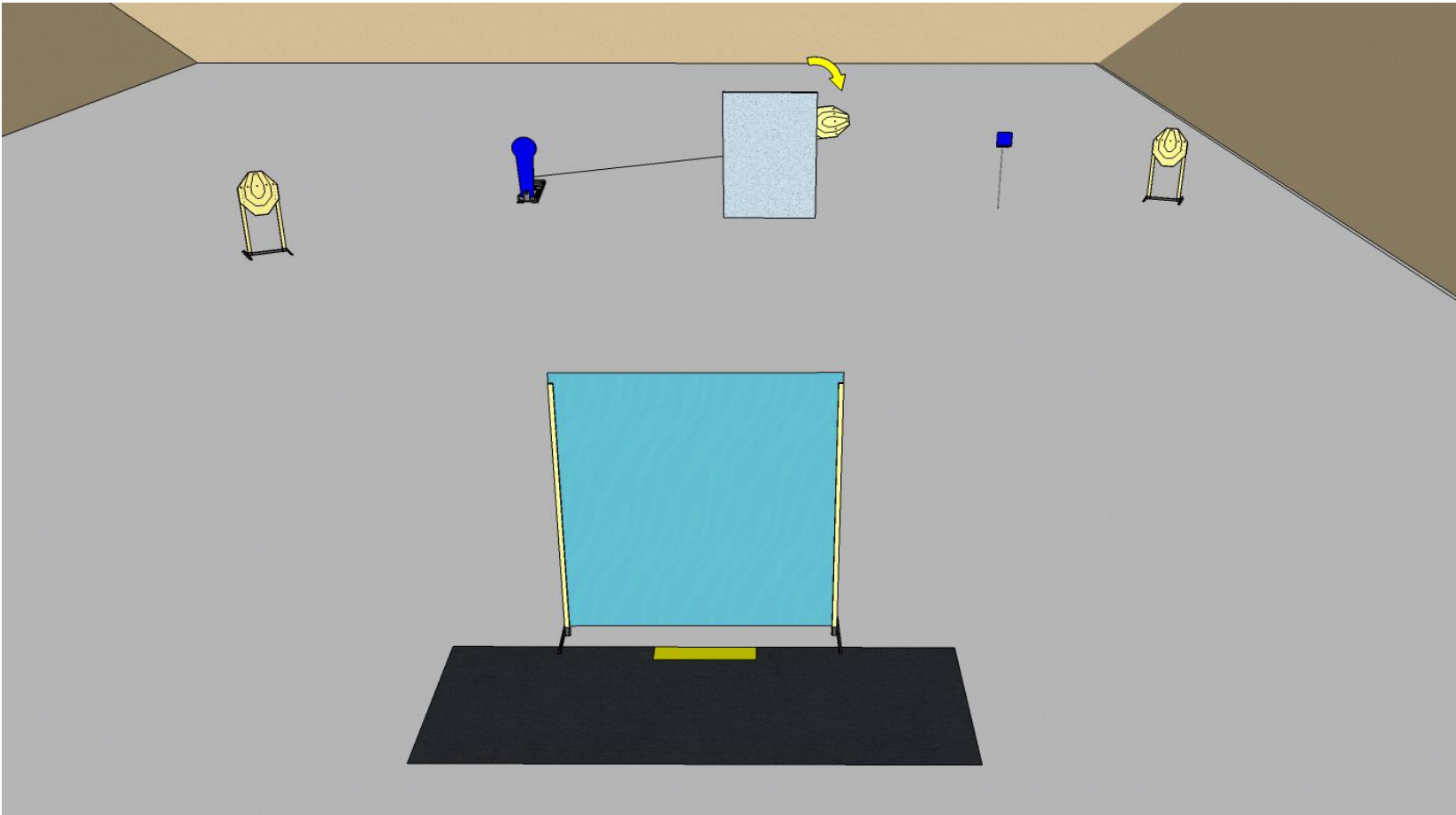


Stage 1	RANGE 1
START POSITION: Standing, both heels touching yellow line.	FIREARMS READY CONDITION: Gun total empty
STAGE PROCEDURE: At the start signal, engage targets from within the designated area. Popper P1 activate T3 whether the moving target will remain visible at rest	ROUNDS TO BE SCORED: 8 rounds
	TARGETS: 3 IPSC targets, 1 IPSC Popper, 1 IPSC Plate
	TIME STARTS : audible signal



Stage 2

RANGE 2

START POSITION: Standing anywhere in designed area

FIREARMS READY CONDITION: Gun loaded and holstered


STAGE PROCEDURE: At the start signal, engage targets from within the designated area.

ROUNDS TO BE SCORED: 24 rounds

Scoring will be done immediately in the course of your shooting.
Delegate your colleague to check a scoring.

TARGETS: 11 IPSC targets, 1 IPSC Popper, 1 IPSC Plate
and several No-Shoots

TIME STARTS : audible signal



Stage 3

RANGE 3

START POSITION: Standing on mark

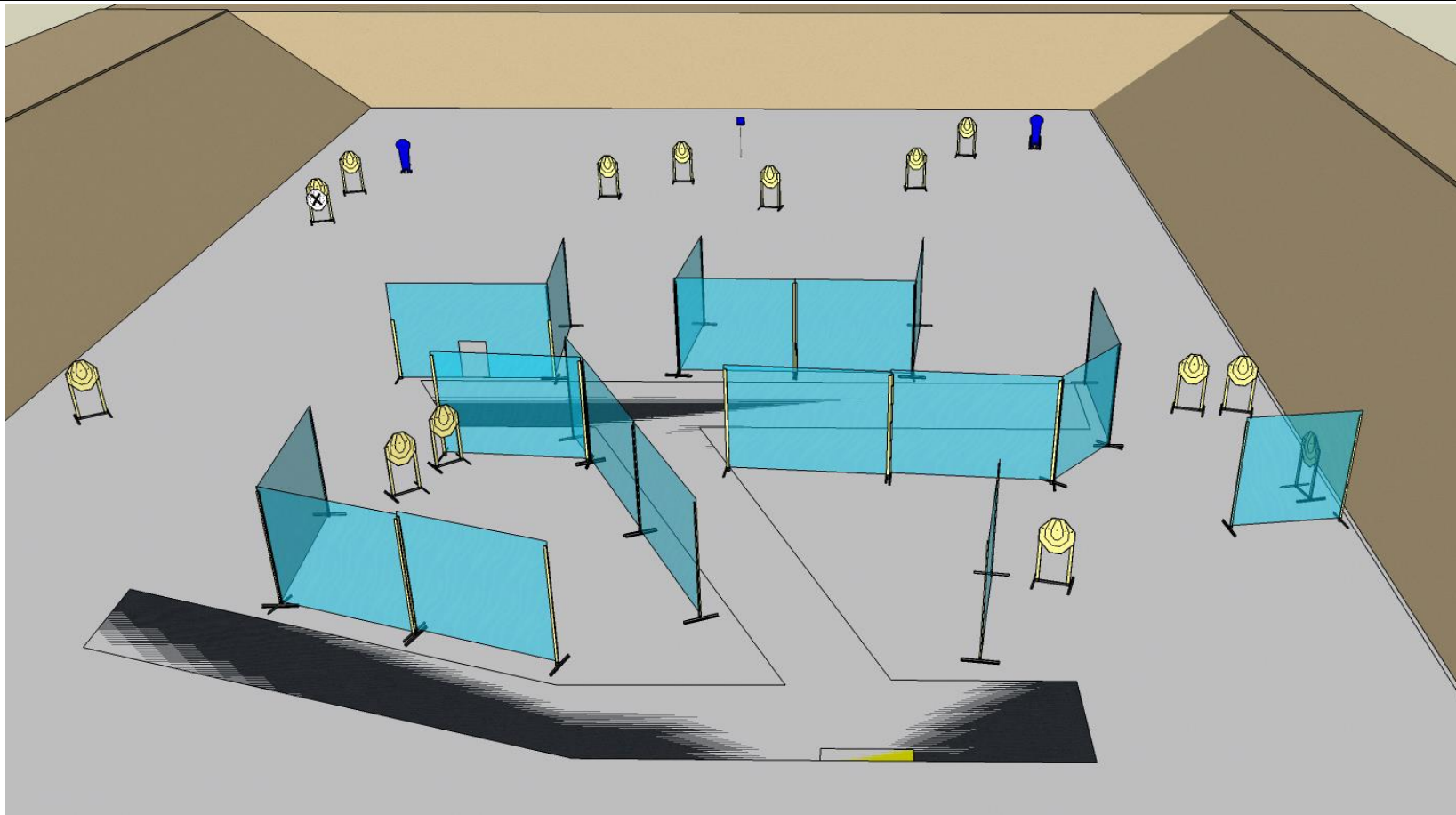
FIREARMS READY CONDITION: Gun loaded and holstered

STAGE PROCEDURE: At the start signal, engage targets from within the designated area.
Scoring will be done immediately in the course of your shooting.
Delegate your colleague to check a scoring.

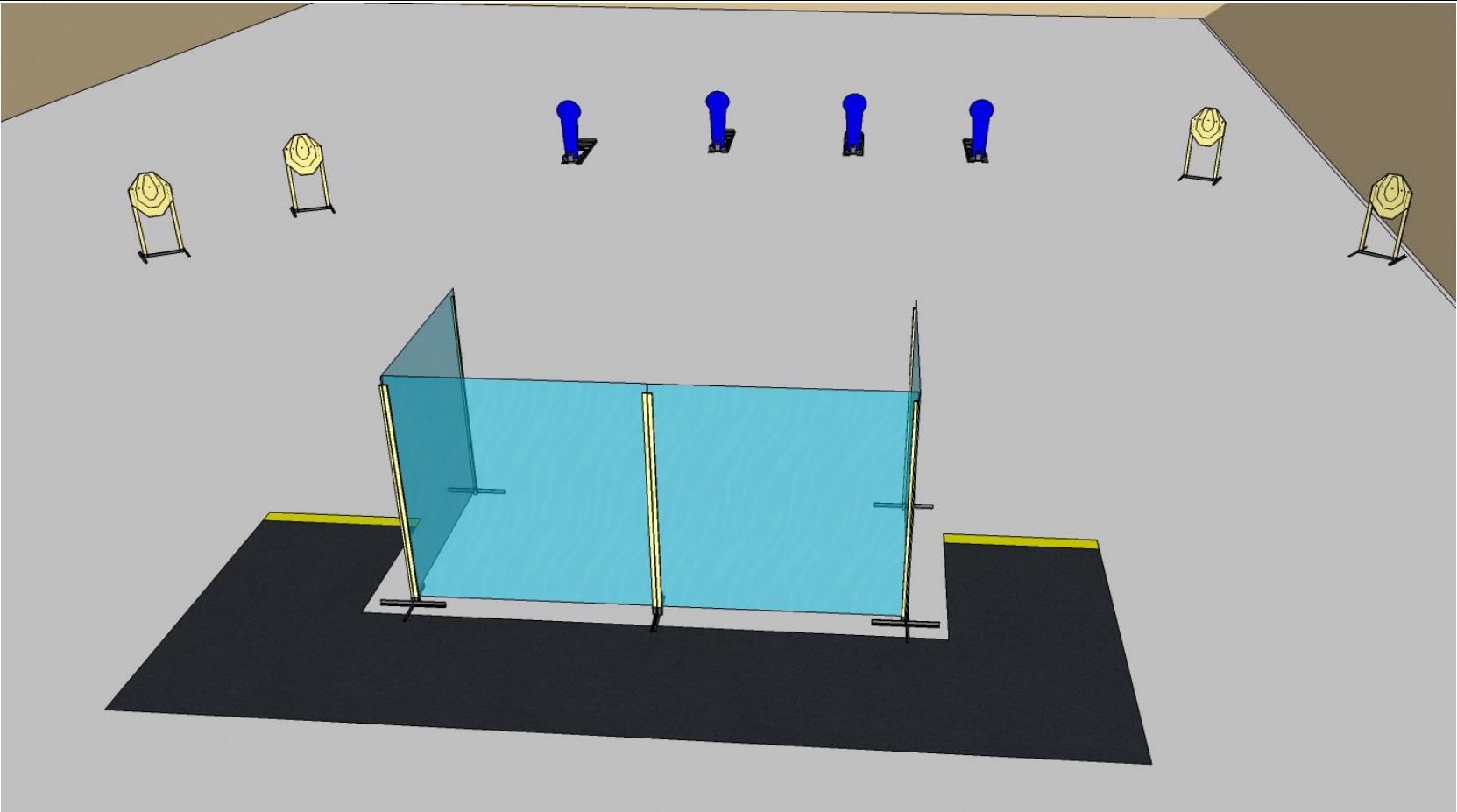
ROUNDS TO BE SCORED: 31 rounds

TARGETS: 14 IPSC targets, 2 IPSC Poppers, 1 IPSC Plate and several No-Shoots

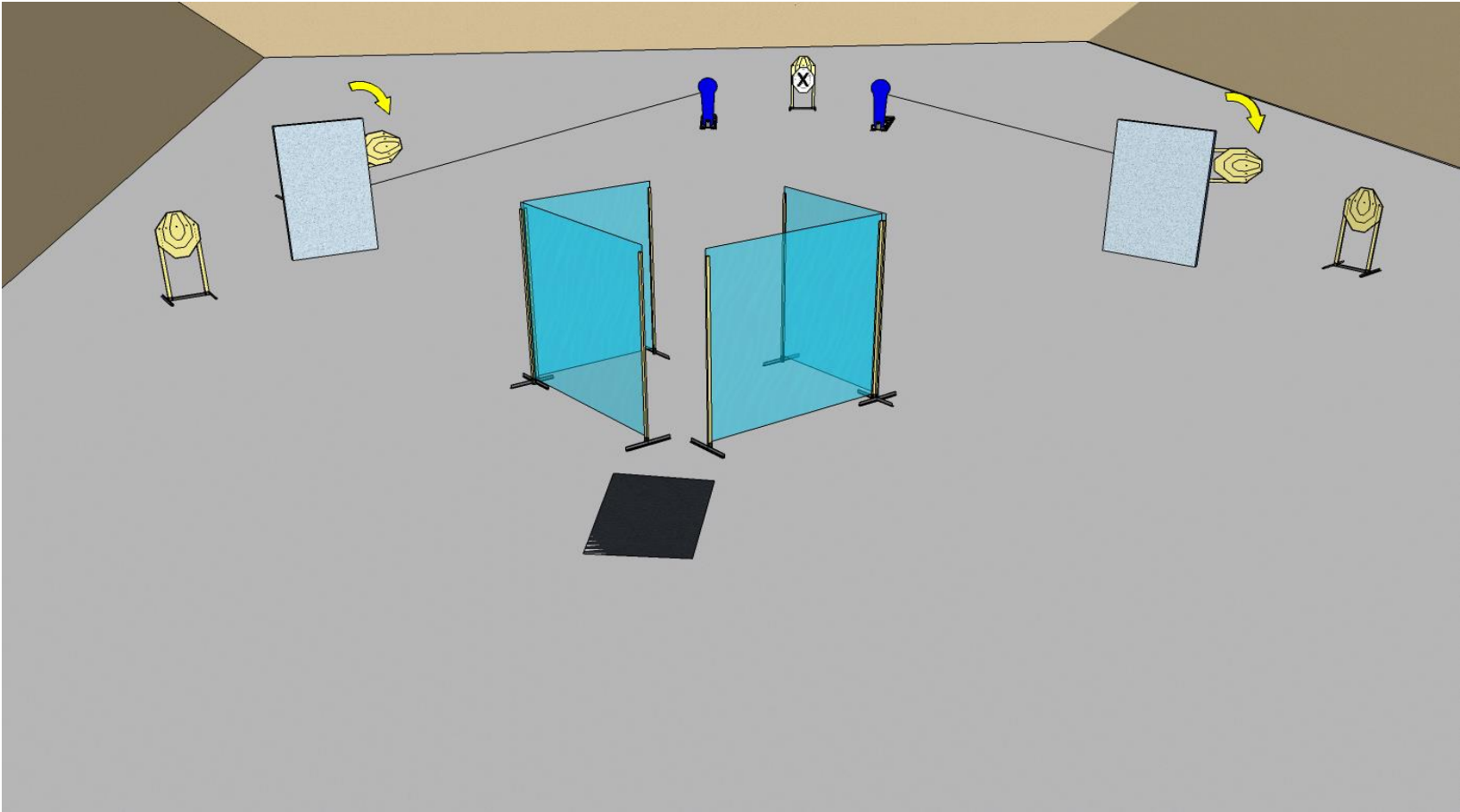
TIME STARTS : audible signal



Stage 4	
START POSITION: Standing on mark	FIREARMS READY CONDITION: Gun loaded and holstered
STAGE PROCEDURE: At the start signal, engage targets from within the designated area. SHOOTING STRONG HAND ONLY	ROUNDS TO BE SCORED: 12 rounds
	TARGETS: 4 IPSC targets, 4 IPSC MiniPoppers
	TIME STARTS : audible signal



<div>Stage 5</div>	
<div>START POSITION: Standing on mark</div>	<div>FIREARMS READY CONDITION: Gun loaded and holstered</div>
<div>STAGE PROCEDURE: At the start signal, engage targets from within the designated area.</div> <div>Popper P1 activate T2, Popper P2 activate T3</div> <div>whether the moving target will remain visible at rest</div>	<div>ROUNDS TO BE SCORED: 12 rounds</div>
	<div>TARGETS: 5 IPSC targets, 2 IPSC Poppers and several No-Shoots</div>
	<div>TIME STARTS : audible signal</div>



Stage 6

START POSITION: Sitting on chair, both hands on knees

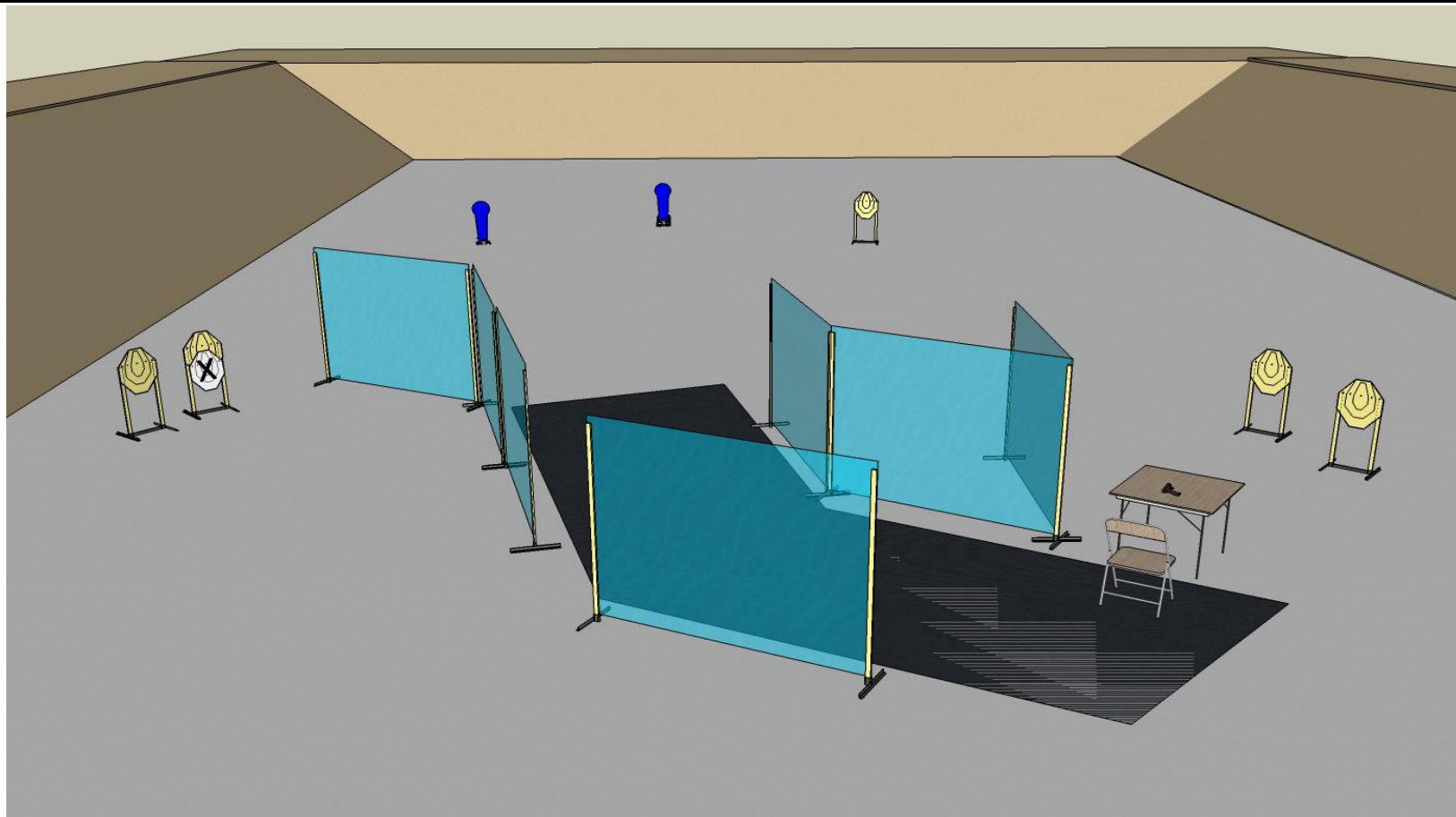
FIREARMS READY CONDITION: Gun on table on the mark
Chamber empty, magazine inserted

STAGE PROCEDURE: At the start signal, engage targets from within
the designated area.
Scoring will be done immediately in the course of your shooting.
Delegate your colleague to check a scoring.

ROUNDS TO BE SCORED: 12 rounds

TARGETS: 5 IPSC targets, 2 IPSC MiniPoppers
and several No-Shoots

TIME STARTS : audible signal



Stage 7

START POSITION: Standing anywhere in designed area

FIREARMS READY CONDITION: Gun loaded and holstered

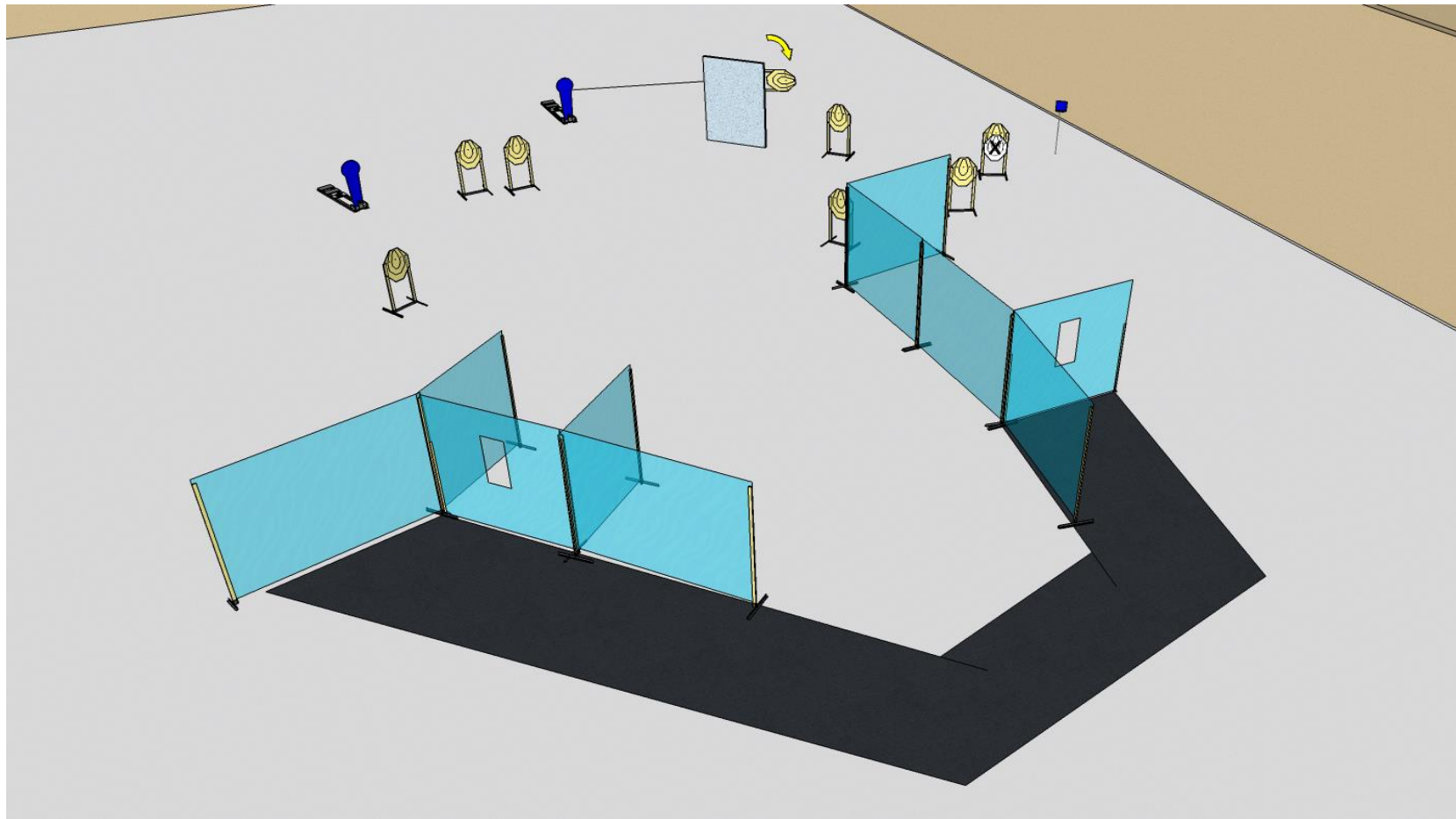
STAGE PROCEDURE: At the start signal, engage targets from within the designated area.

ROUNDS TO BE SCORED: 19 rounds

Popper P1 activate T4
whether the moving target will remain visible at rest

TARGETS: 8 IPSC targets, 2 IPSC Poppers, 1 IPSC Plate
and several No-Shoots

TIME STARTS : audible signal



Stage 8

START POSITION: Standing anywhere in designed area

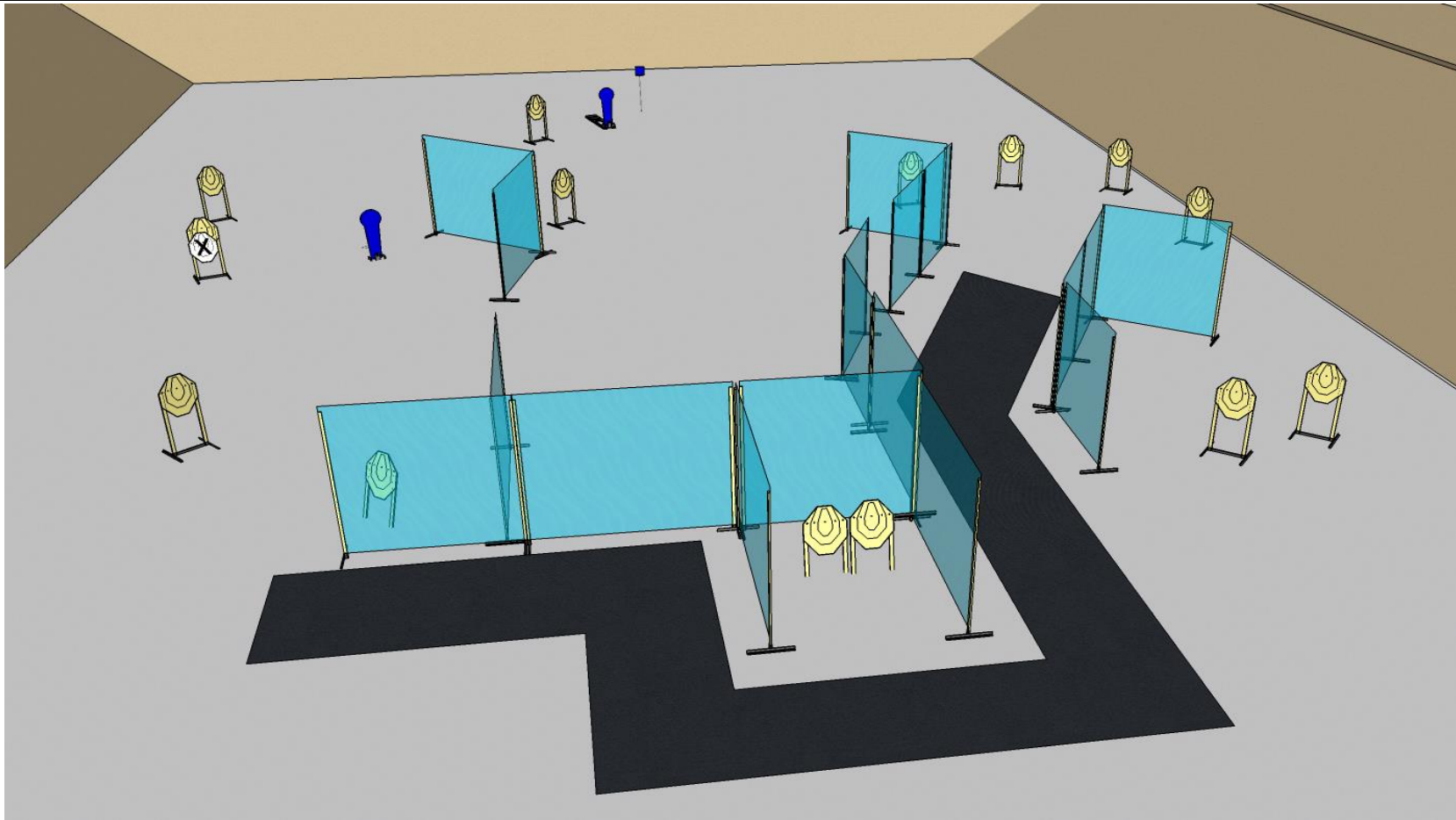
FIREARMS READY CONDITION: Gun loaded and holstered

STAGE PROCEDURE: At the start signal, engage targets from within the designated area.

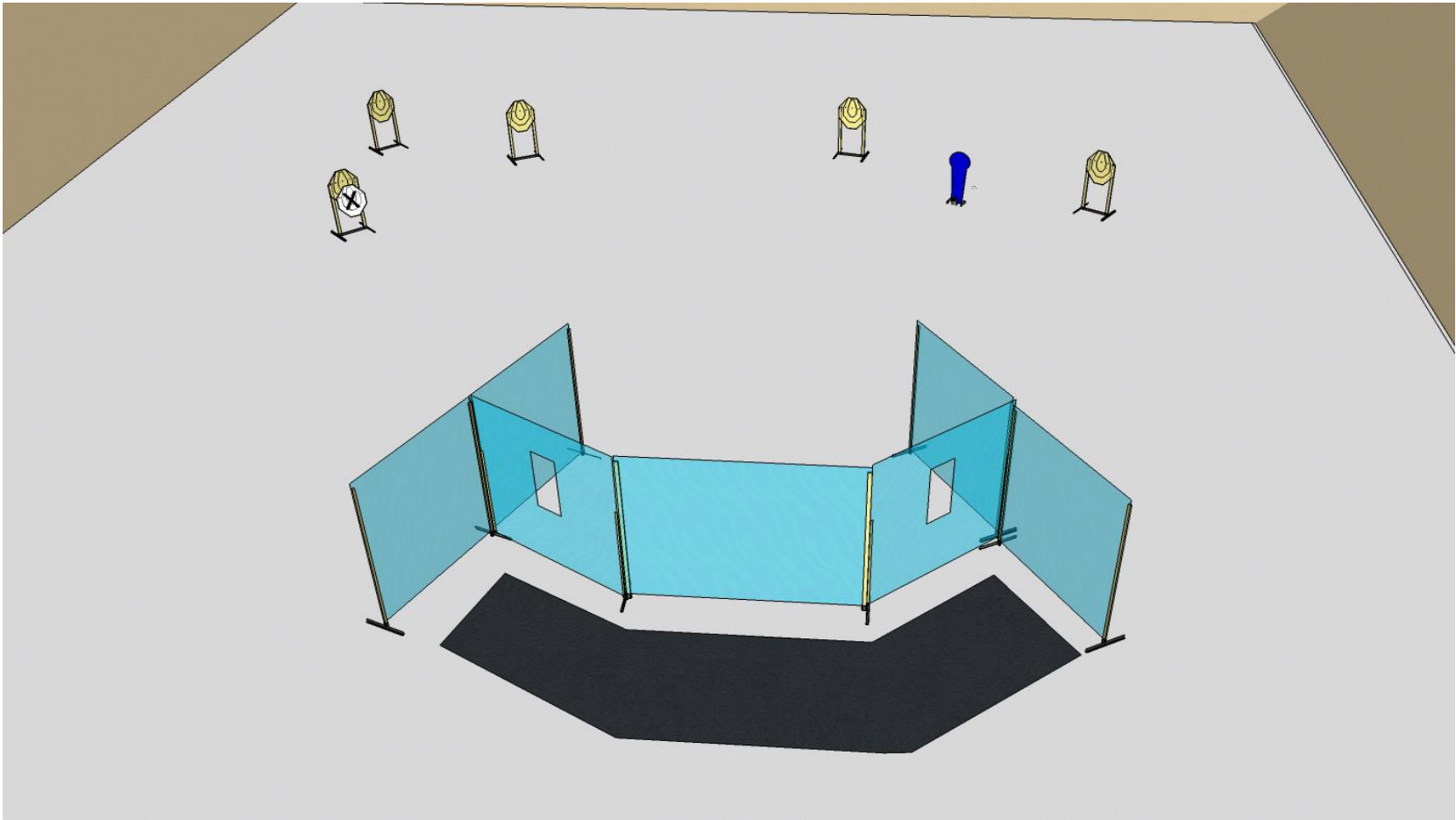
ROUNDS TO BE SCORED: 31 rounds

TARGETS: 14 IPSC targets, 2 IPSC Poppers, 1 IPSC Plate and several No-Shoots

TIME STARTS : audible signal



Stage 9	
START POSITION: Standing anywhere in designed area	FIREARMS READY CONDITION: Gun loaded and holstered
STAGE PROCEDURE: At the start signal, engage targets from within designed area.	ROUNDS TO BE SCORED: 11 rounds
	TARGETS: 5 IPSC targets, 1 IPSC Popper and several No-Shoots



Stage 10

START POSITION: Standing on mark

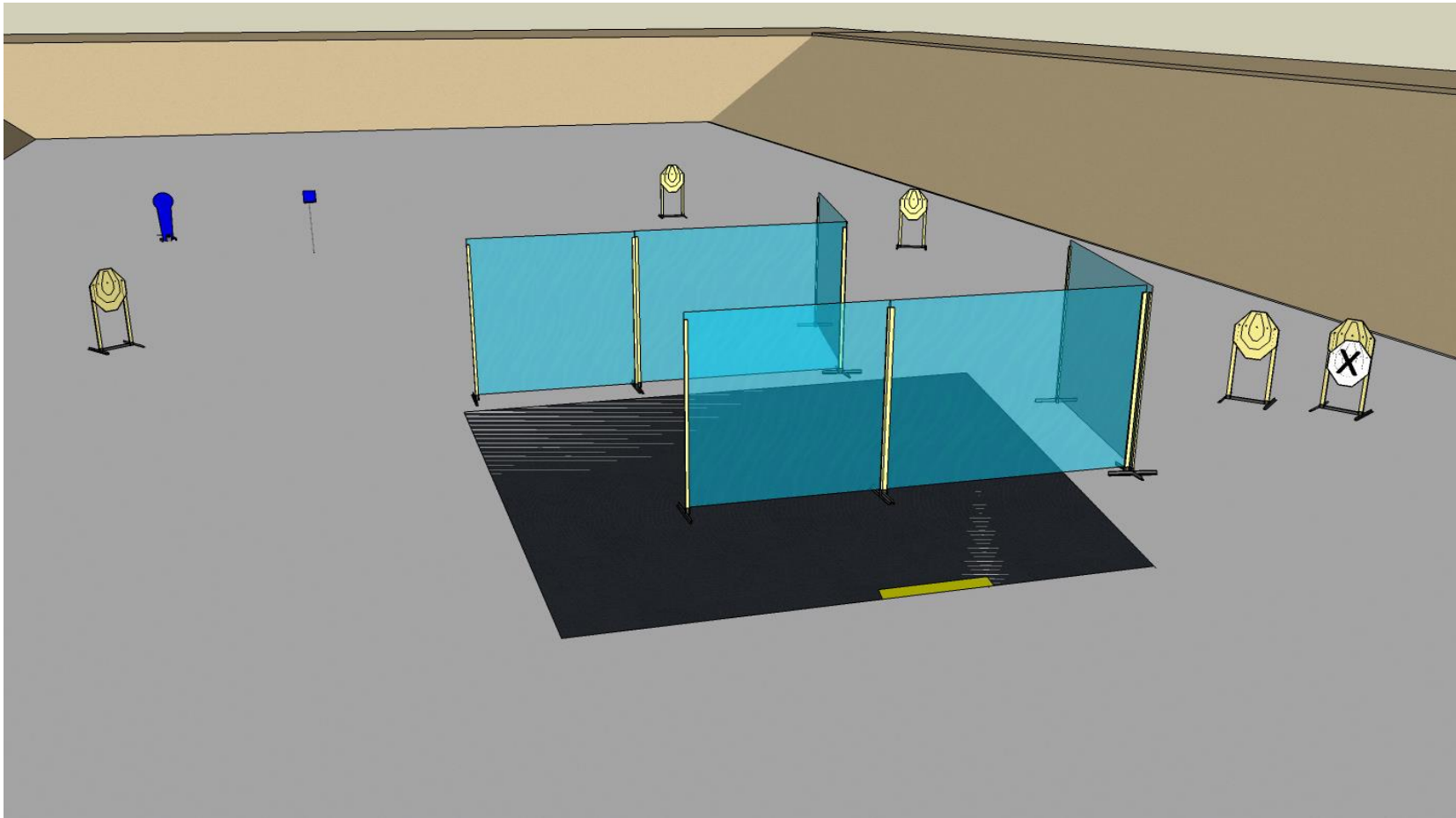
FIREARMS READY CONDITION: Gun loaded and holstered

STAGE PROCEDURE: At the start signal, engage targets from within the designated area.
Scoring will be done immediately in the course of your shooting.
Delegate your colleague to check a scoring.

ROUNDS TO BE SCORED: 12 rounds

TARGETS: 5 IPSC targets, 1 Popper, 1 IPSC Plate and several No-Shoots

TIME STARTS : audible signal



Stage 11

START POSITION: Standing on mark in designated area

FIREARMS READY CONDITION: Gun loaded and holstered

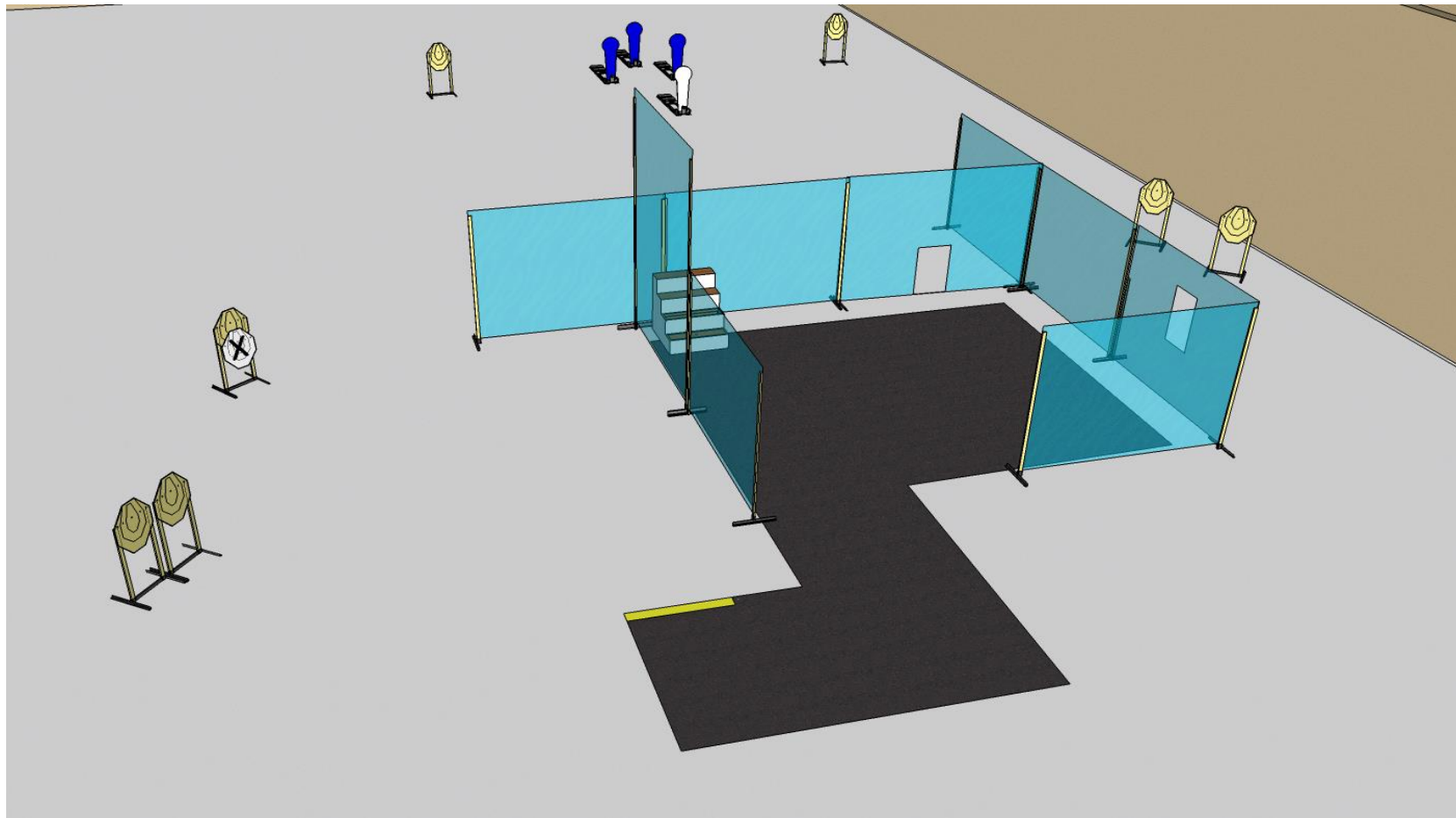
STAGE PROCEDURE: At the start signal, engage targets from within the designated area.

ROUNDS TO BE SCORED: 17 rounds


Scoring will be done immediately in the course of your shooting.
Delegate your colleague to check a scoring.

TARGETS: 7 IPSC targets, 3 IPSC MiniPoppers, 2 No-Shoots

TIME STARTS : audible signal



<div> <div>Stage 12</div> </div>	
<div>START POSITION: Standing on mark.</div>	<div> <div>FIREARMS READY CONDITION: Gun holstered</div> <div>Chamber empty, magazine inserted</div> </div>
<div> <div>STAGE PROCEDURE: At the signal, engage targets from within the designated area.</div> <div>Scoring will be done immediately in the course of your shooting.</div> <div>Delegate your colleague to check a scoring.</div> </div>	<div> <div>ROUNDS TO BE SCORED: 8 rounds</div> </div>
	<div> <div>TARGETS: 3 IPSC targets, 1 IPSC Popper, 1 IPSC Plate and 1 no-shoots</div> </div>
	<div>TIME STARTS : audible signal</div>



Stage 13

START POSITION: Standing on mark


FIREARMS READY CONDITION: Gun empty on table A or B
all magazine on table

STAGE PROCEDURE: At the signal, engage targets from within
the designated area.
Scoring will be done immediately in the course of your shooting.
Delegate your colleague to check a scoring.

ROUNDS TO BE SCORED: 8 rounds

TARGETS: 4 IPSC targets, 1 No-Shoot

TIME STARTS : audible signal



Stage 14

START POSITION: Standing anywhere in designated area

FIREARMS READY CONDITION: Gun loaded and holstered


STAGE PROCEDURE: At the signal, engage targets from within the designated area.

ROUNDS TO BE SCORED: 18 rounds

Popper P1 activate T3
whether the moving target will remain visible at rest

TARGETS: 8 IPSC targets, 2 IPSC Poppers and 1 no-shoot

TIME STARTS : audible signal



Stage 15

START POSITION: Standing anywhere in designated area.

FIREARMS READY CONDITION: Gun loaded and holstered

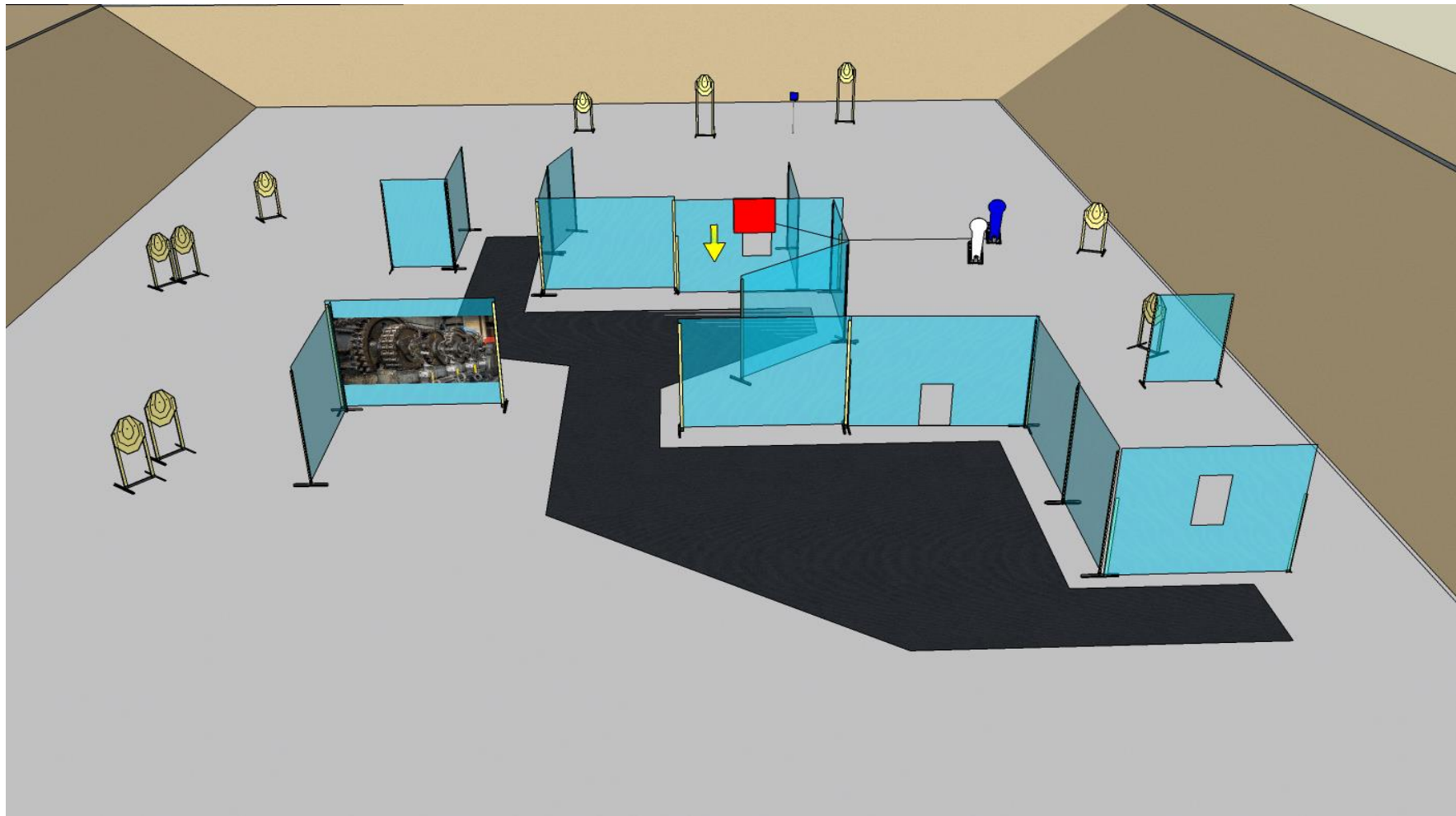
STAGE PROCEDURE: At the signal, engage targets from within the designated area.

Pooper 1 open window A

ROUNDS TO BE SCORED: 22 rounds

TARGETS: 10 IPSC targets, 1 IPSC Popper, 1 IPSC Plate and 1 no-shoot

TIME STARTS : audible signal



Stage 16

START POSITION: Standing anywhere in designed area.

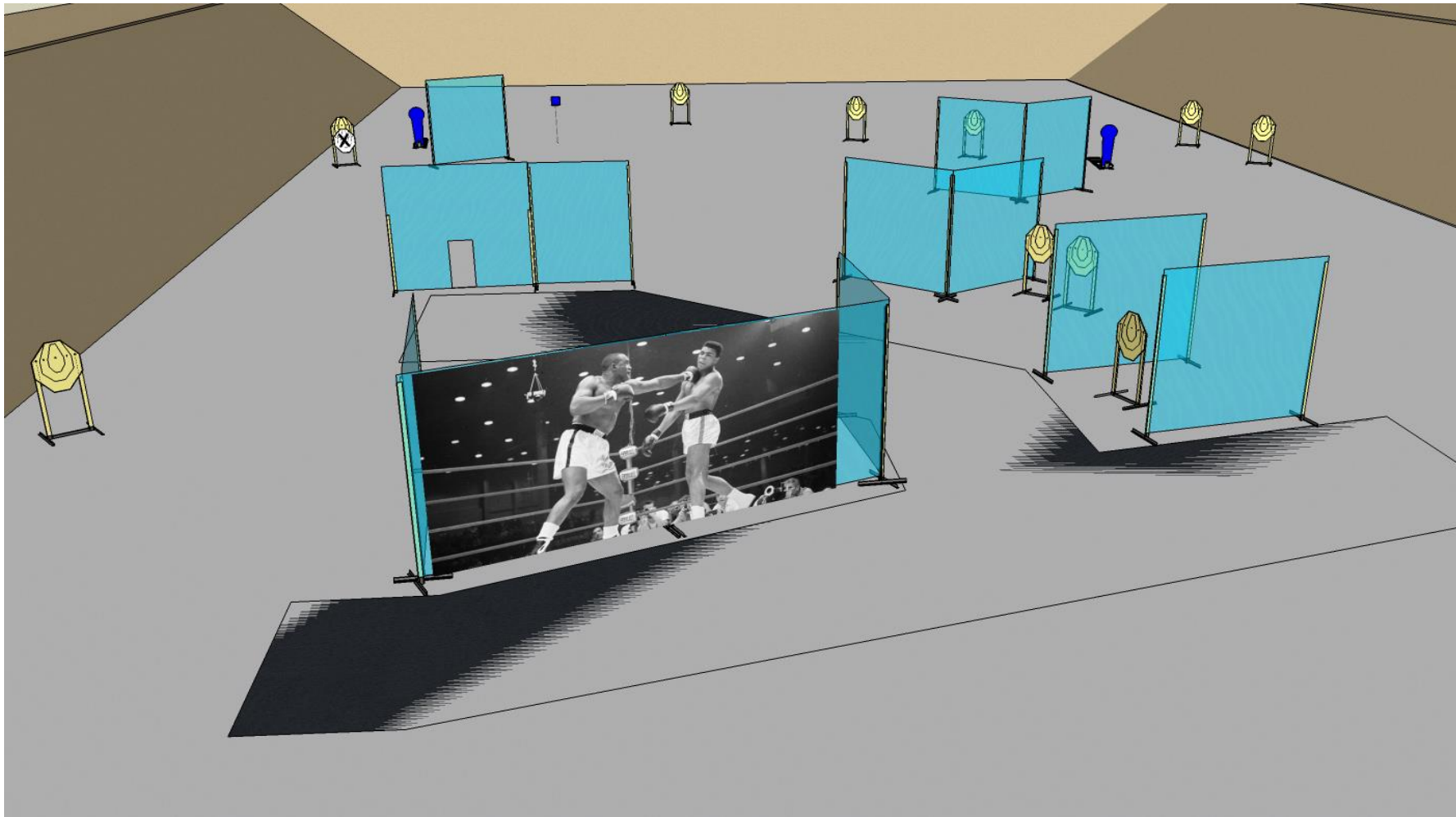
FIREARMS READY CONDITION: Gun loaded and holstered

STAGE PROCEDURE: At the signal, engage targets from within the designated area.
Scoring will be done immediately in the course of your shooting.
Delegate your colleague to check a scoring.

ROUNDS TO BE SCORED: 23 rounds

TARGETS: 10 IPSC targets, 2 IPSC Poppers, 1 IPSC Plate and 1 no-shoot

TIME STARTS : audible signal



Stage 17

START POSITION: Standing anywhere in designated area.

FIREARMS READY CONDITION: Gun loaded and holstered

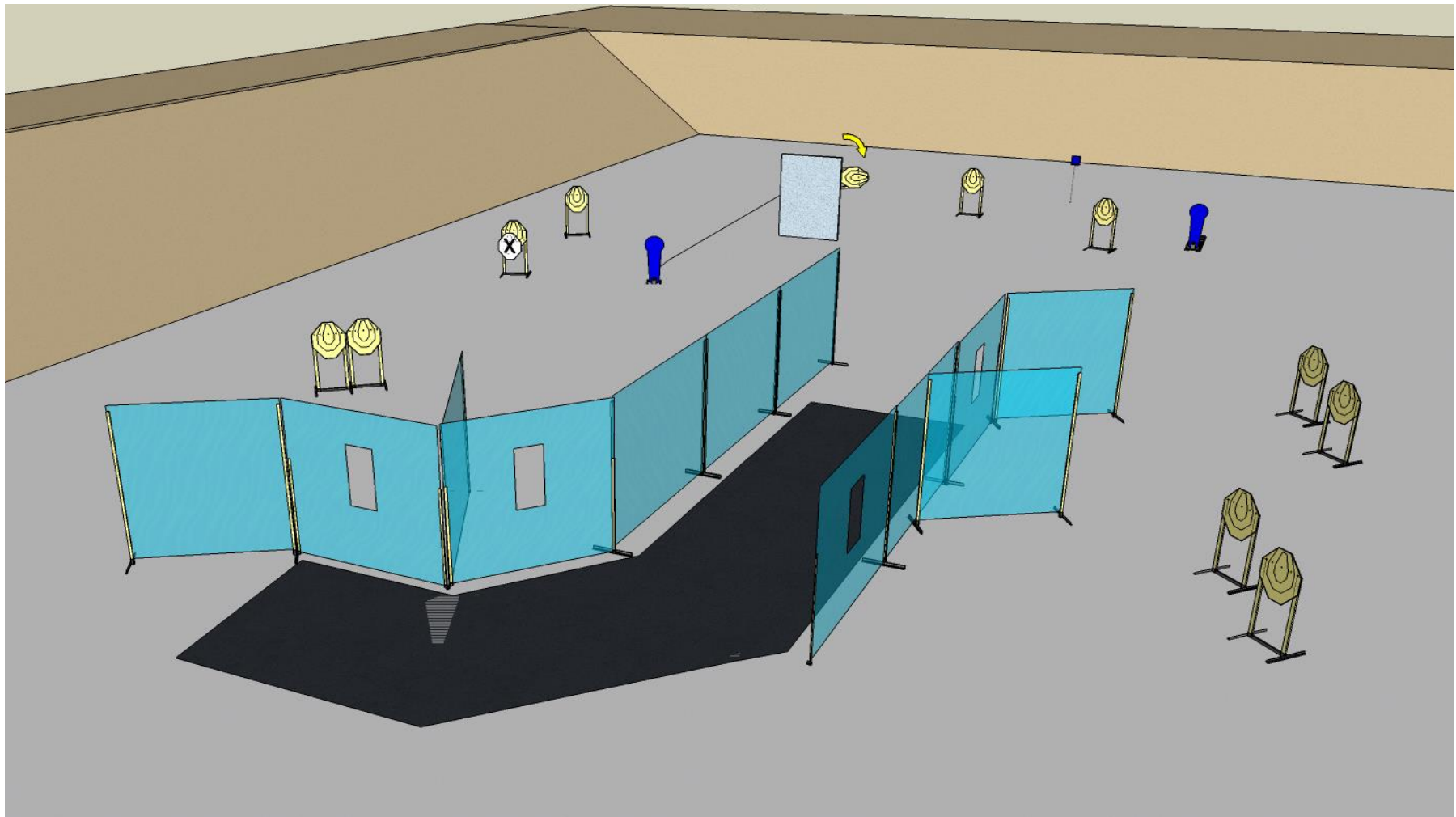
STAGE PROCEDURE: At the signal, engage targets from within the designated area.

ROUNDS TO BE SCORED: 25 rounds

Popper P1 activate T5
whether the moving target will remain visible at rest

TARGETS: 11 IPSC targets, 2 IPSC Poppers, 1 IPSC Plate
and 1 no-shoot

TIME STARTS : audible signal



Stage 18

START POSITION: Standing on mark.

FIREARMS READY CONDITION: Gun loaded on table

STAGE PROCEDURE: At the signal, engage targets from within the designated area.

ROUNDS TO BE SCORED: 11 rounds

TARGETS: 5 IPSC targets, 1 IPSC Popper and some no-shoots

TIME STARTS : audible signal

