



# STAGE 1

"LONG RANGE"



32



14



4



START POSITION: Standing inside the shooting area, both heels touching mark.

GUN READY CONDITION: Handgun loaded and holstered. PCC loaded - Option 1

STAGE PROCEDURE: Upon start signal, engage targets from within the fault lines.



**HANDGUN & PCC**

**USPSA TOP STRELY  
MATCH 2020**





## STAGE 2

"SOME LIKE IT HOT"



19



8



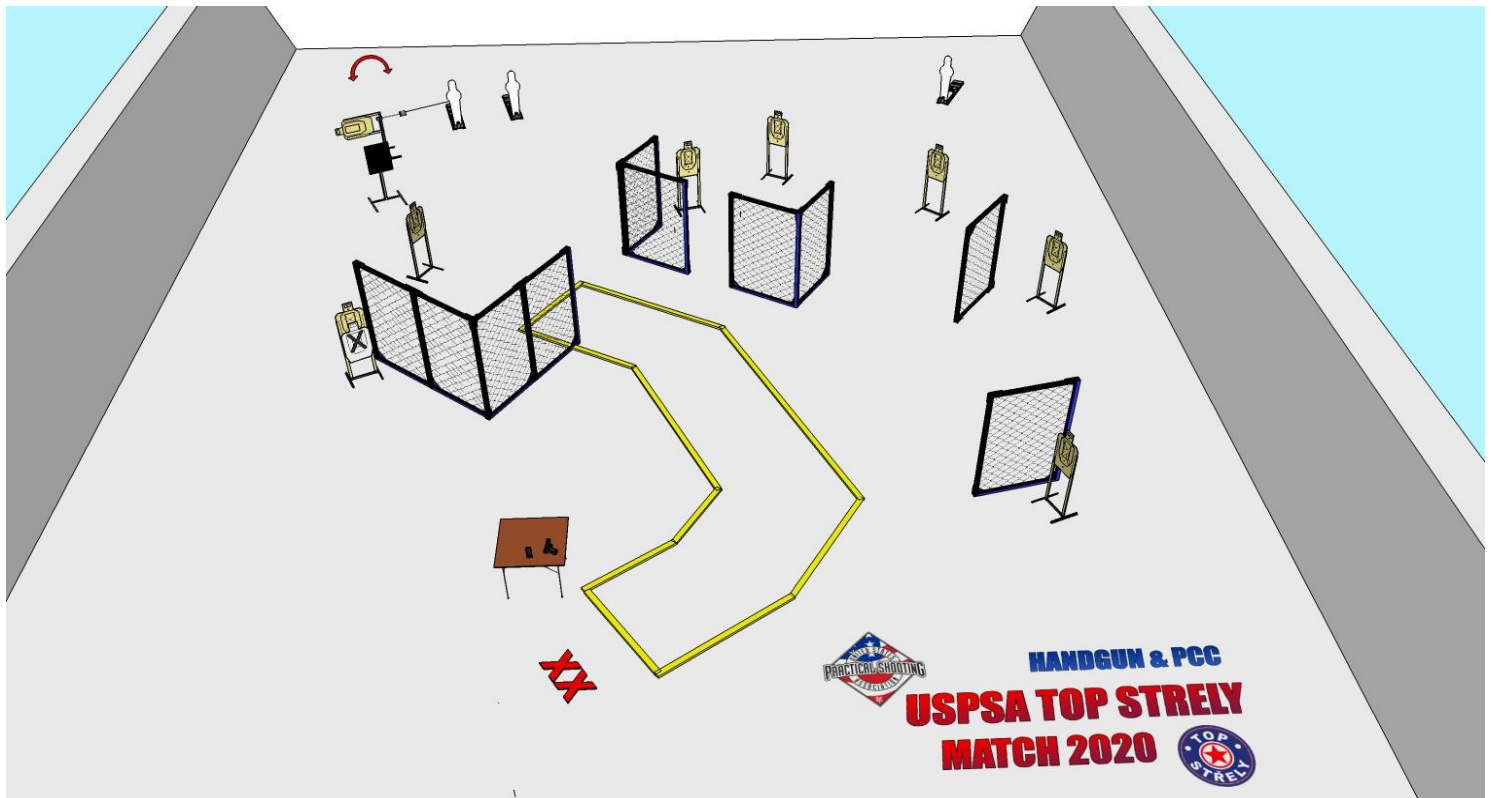
3



START POSITION: Standing outside the shooting area, both heels touching mark.

GUN READY CONDITION: Handgun Unloaded on table. All magazines on table

STAGE PROCEDURE: Upon start signal, engage targets from within the fault lines.



**HANDGUN & PCC**

**USPSA TOP STRELY  
MATCH 2020**





## STAGE 3

"REAR WINDOW"



22



9



1

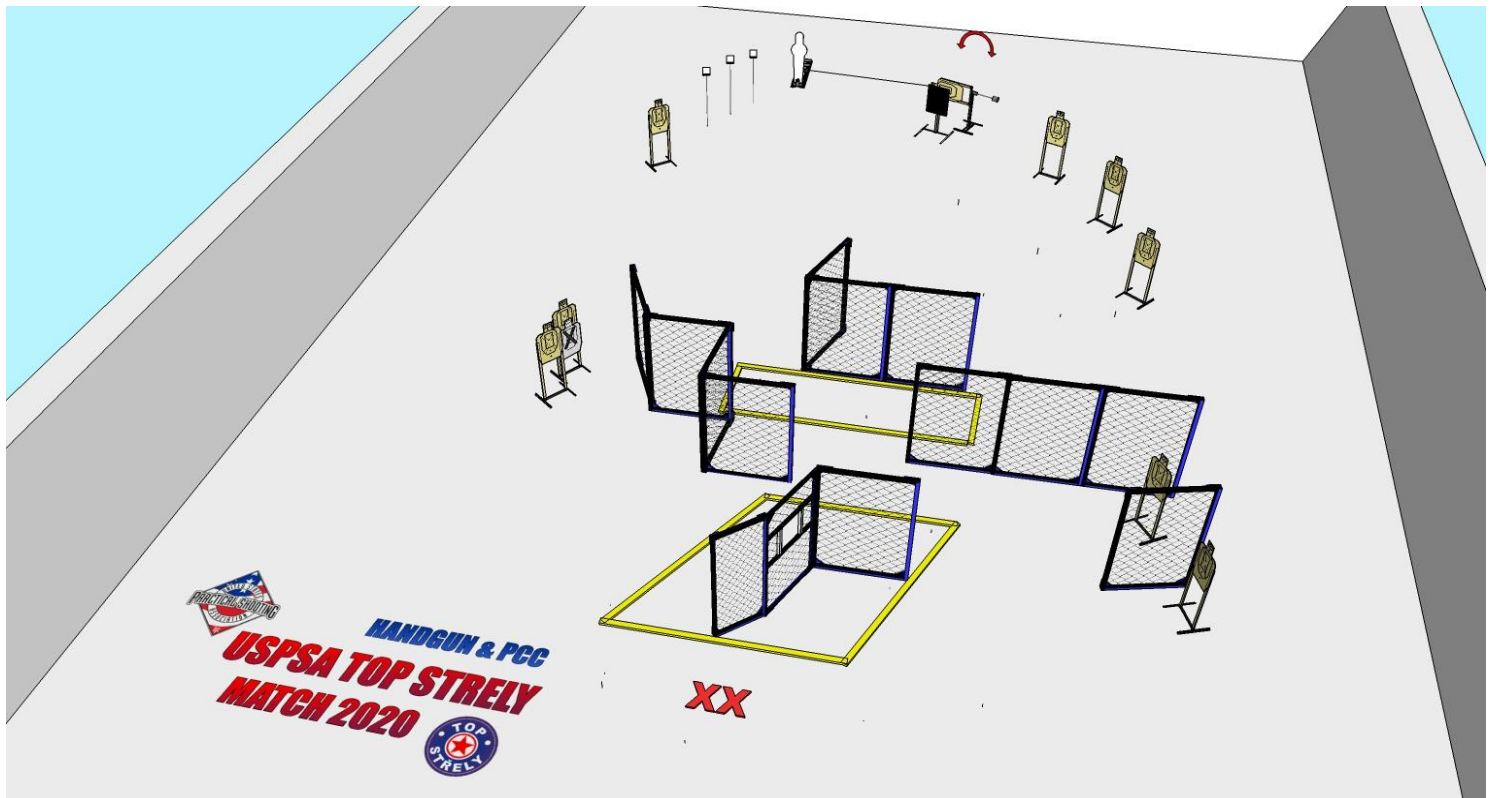


3

START POSITION: Standing OUTside the shooting area, both heels touching mark.

GUN READY CONDITION: Handgun loaded and holstered. PCC loaded - Option 1

STAGE PROCEDURE: Upon start signal, engage targets from within the fault lines.



**HANDGUN & PCC**

**USPSA TOP STRELY  
MATCH 2020**





## STAGE 4

"BLIND SIDE"



25



11



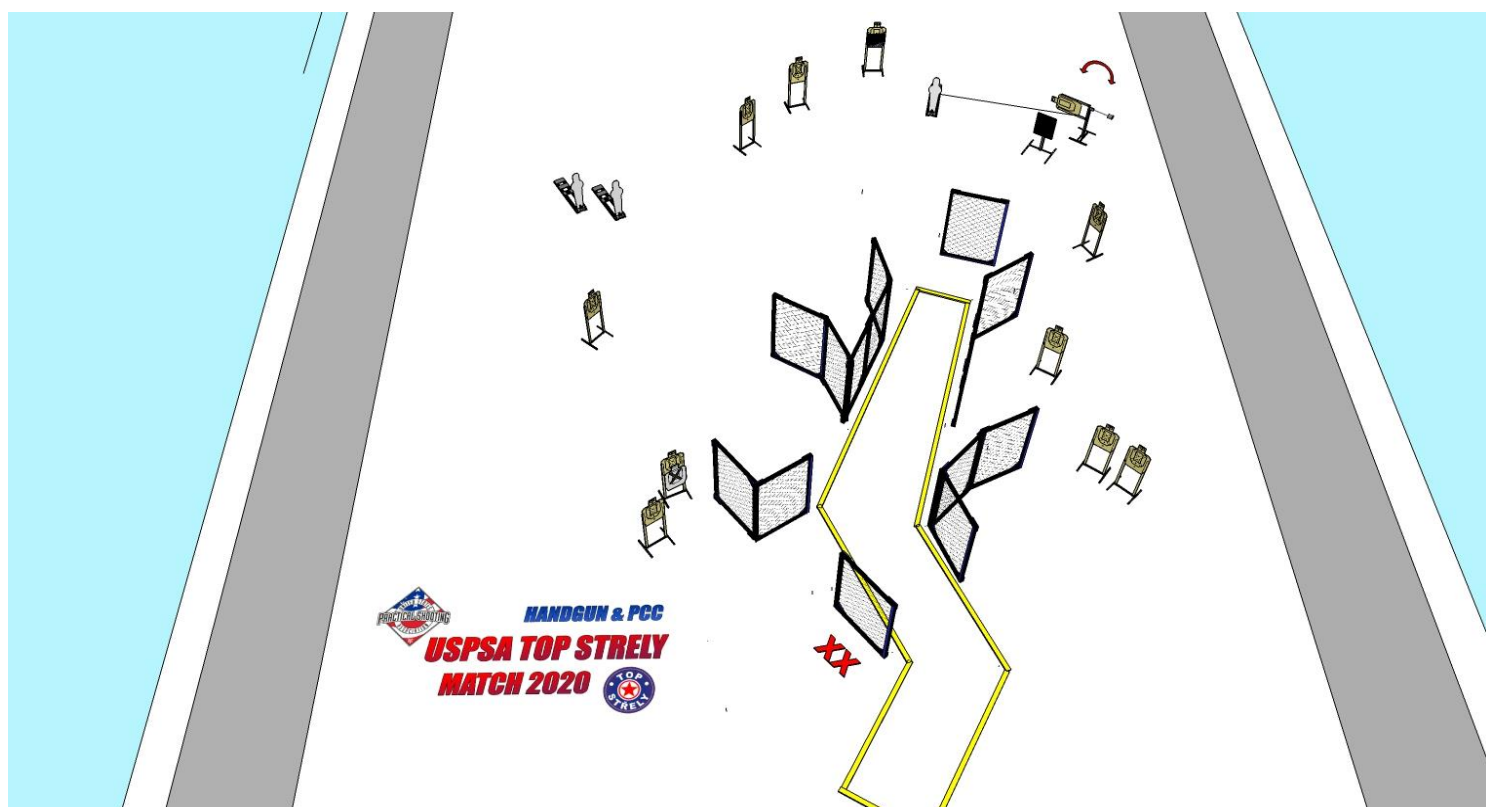
3



START POSITION: Standing outside the shooting area, both heels touching mark.

GUN READY CONDITION: Handgun loaded and holstered. PCC loaded - Option 1

STAGE PROCEDURE: Upon start signal, engage targets from within the fault lines.



 **HANDGUN & PCC**  
**USPSA TOP STRELY**  
**MATCH 2020** 



**HANDGUN & PCC**  
**USPSA TOP STRELY**  
**MATCH 2020**







## STAGE 5

"ZZ TOP"



14



6



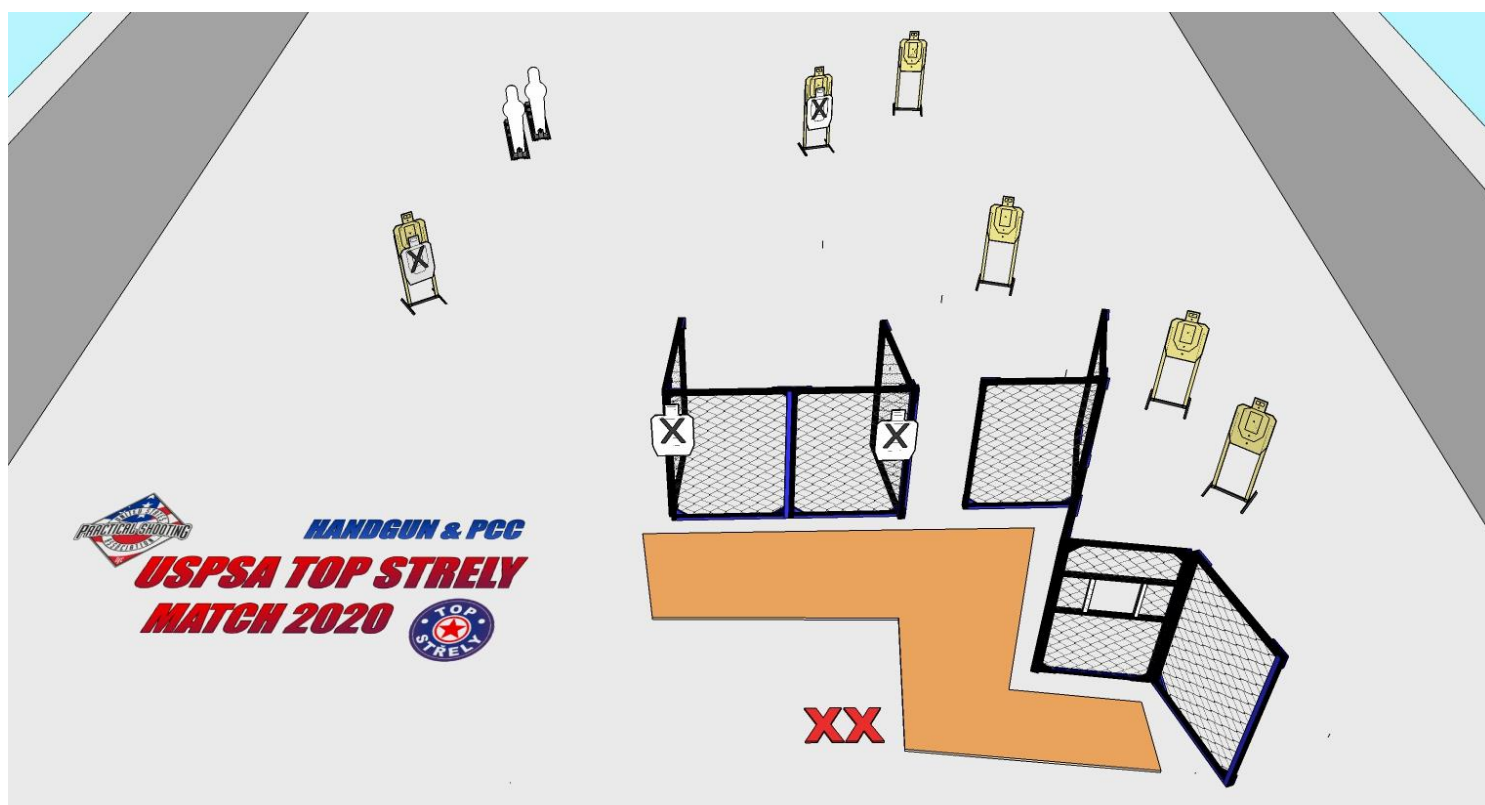
2



START POSITION: Standing outside the shooting area, both heels touching mark.

GUN READY CONDITION: Handgun loaded and holstered. PCC loaded - Option 1

STAGE PROCEDURE: Upon start signal, engage targets from within the fault lines.



**HANDGUN & PCC**  
**USPSA TOP STRELY**  
**MATCH 2020**





## STAGE 6

"FLO RIDE"



31



14



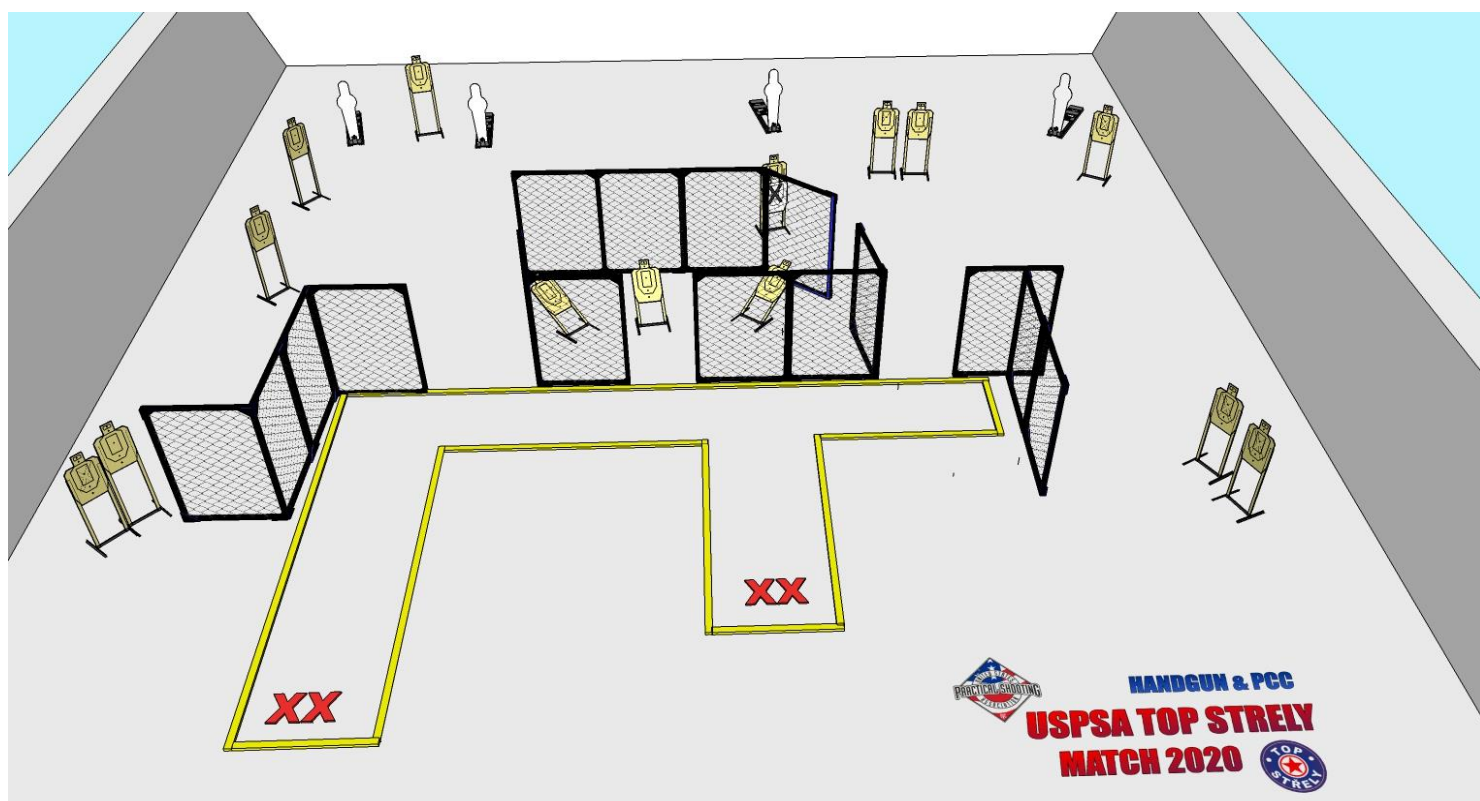
3



START POSITION: Standing inside the shooting area, both heels touching mark A or B

GUN READY CONDITION: Handgun loaded and holstered. PCC loaded - Option 1

STAGE PROCEDURE: Upon start signal, engage targets from within the fault lines.



**HANDGUN & PCC**  
**USPSA TOP STRELY**  
**MATCH 2020**





## STAGE 7

"CRANK"



18



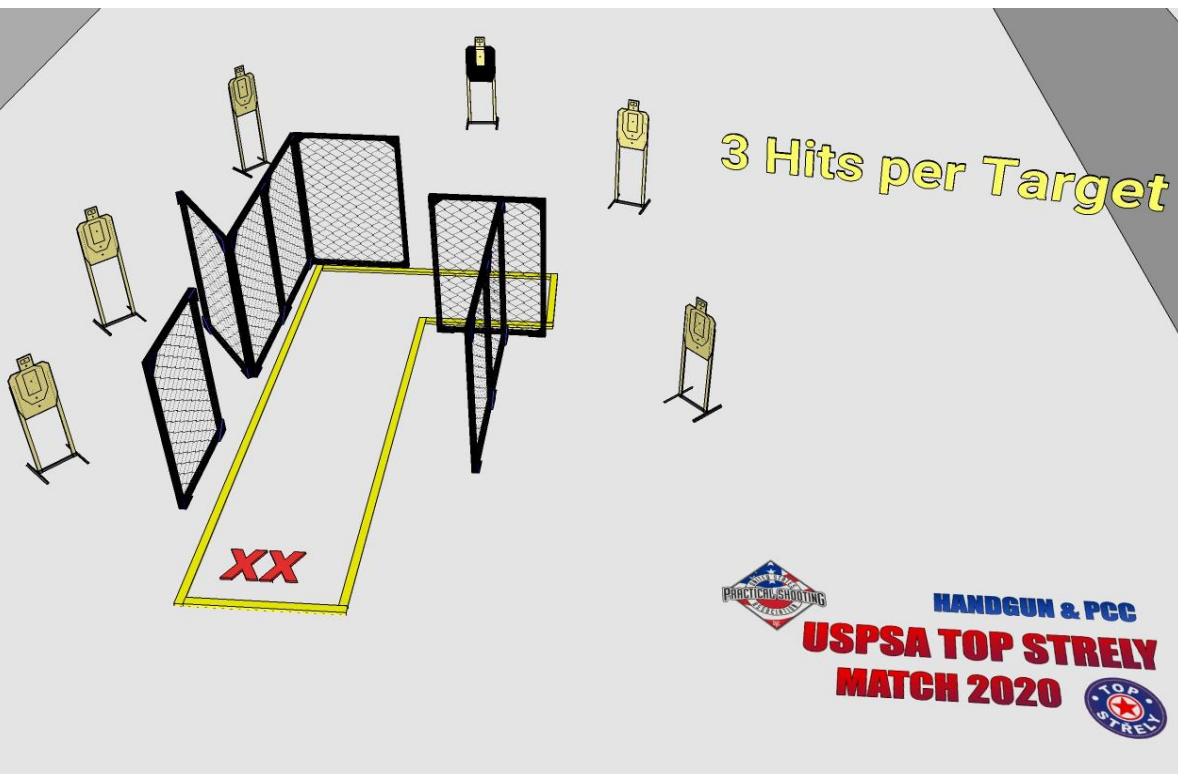
6



START POSITION: Standing on mark inside the shooting area

GUN READY CONDITION: Handgun loaded and holstered. PCC loaded - Option 1

STAGE PROCEDURE: Upon start signal, engage targets from within the fault lines.



**HANDGUN & PCC**  
**USPSA TOP STRELY**  
**MATCH 2020**





# STAGE 8

"CLASS"



24



3



START POSITION: Standing in designated area, both heels touching mark.

GUN READY CONDITION: Handgun loaded and holstered. PCC loaded on table.

STAGE PROCEDURE: Upon start signal, engage targets from within the fault lines.

String 1. Upon start signal, from Box A, engage T1-T3 with only two rounds per target, then make a mandatory reload and from Box A re-engage T1-T3 with only two rounds per target.

String 2. Upon start signal, from Box B, engage T1-T3 with only two rounds per target using strong hand only.  
(Not applicable for PCC)

PCC : Gun loaded, chamber empty - Option 2

String 3. Upon start signal, transfer gun to weak hand and from Box C engage T1-T3 with only two rounds per target using weak hand only. (Not applicable for PCC)

PCC : Gun total empty - Option 3

